

AC48090 Lighting Undercarriage Bays **AIRWAVES**

This detail set is manufactured from photo etched brass sheet and meant for use on the Airfix kit. Etched brass should be thoroughly cleaned by gently wiping with a solvent such as white spirit and primed for painting. To separate parts, support fret on a firm surface, (i.e. a small sheet of glass or a plain ceramic tile).

To fold part use **Airwaves Folding Tool AM022** for a good and even fold. For assembly use superglue or 5 minute epoxy. Airwaves are manufactured and distributed by **E.D. Models, 64 Stratford Road, Shirley, Solihull, England B90-3LP**
Tele. 0121-744-7488 Fax. 01217332591.

Fig 1 Nose wheel bay

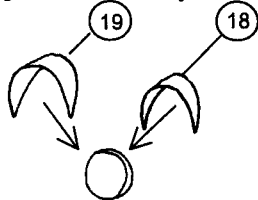


Fig 2

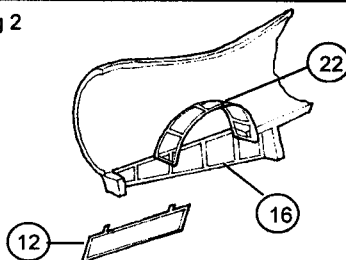


Fig 3 Nose wheel

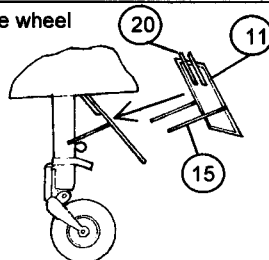


Fig 4 Main Bay

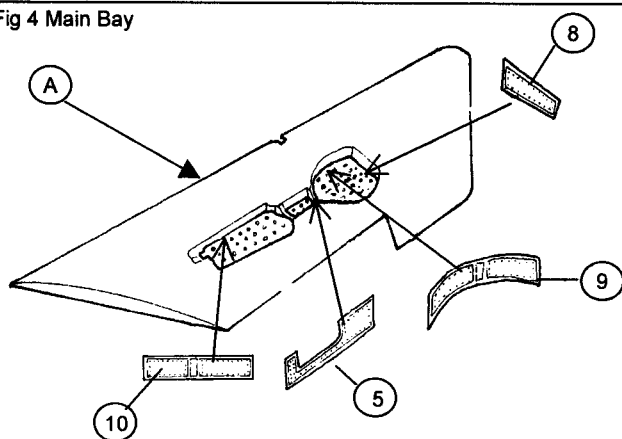
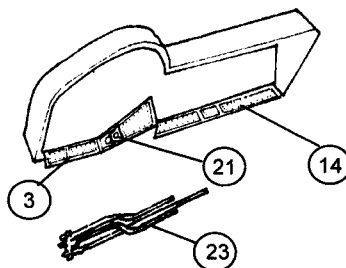


Fig 5 View on arrow A



AC48090 Lighting Undercarriage Bays **AIRWAVES**

This detail set is manufactured from photo etched brass sheet and meant for use on the Airfix kit. Etched brass should be thoroughly cleaned by gently wiping with a solvent such as white spirit and primed for painting. To separate parts, support fret on a firm surface, (i.e. a small sheet of glass or a plain ceramic tile).

To fold part use **Airwaves Folding Tool AM022** for a good and even fold. For assembly use superglue or 5 minute epoxy. Airwaves are manufactured and distributed by **E.D. Models, 64 Stratford Road, Shirley, Solihull, England B90-3LP**
Tele. 0121-744-7488 Fax. 01217332591.

Fig 1 Nose wheel bay

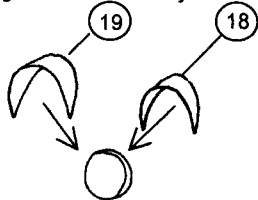


Fig 2

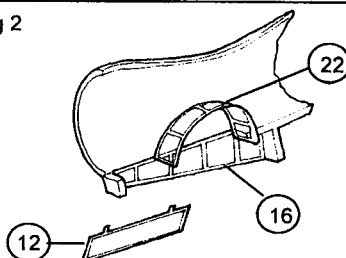


Fig 3 Nose wheel

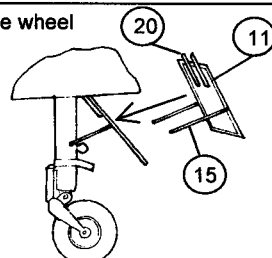


Fig 4 Main Bay

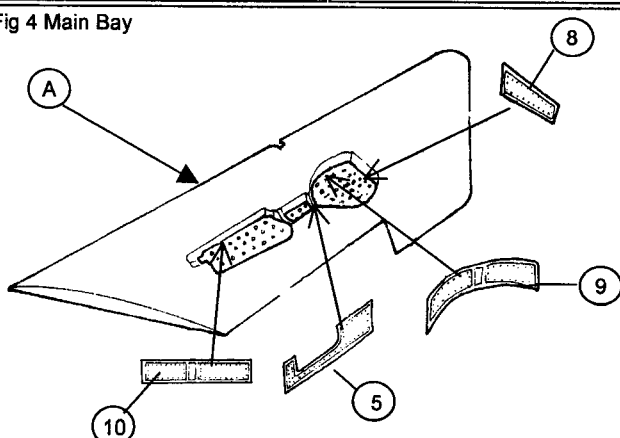


Fig 5 View on arrow A

