

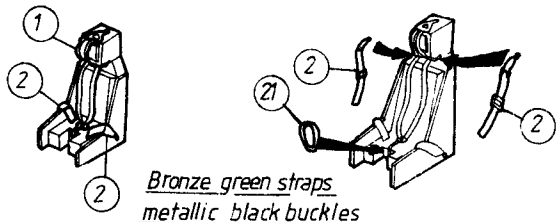
AIRWAVES

AC48091 Sea Harrier F/A 2

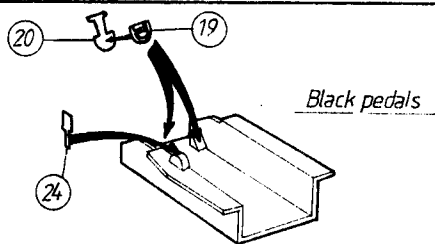
The Detail set is manufactured from photo etched brass sheet and is for the Airfix model kit.
Etched brass should be thoroughly cleaned and primed for painting. To separate parts support fret on a firm surface and cut as near to the part as possible using a sharp blade.
To fold part use Airwaves Folding Tool AM022 for good and even fold.
For fixing parts use superglue or epoxy resin.
Manufactured for and by,
E.D.Models 64 Stratford Road, Shirley,
Solihull, B90 3LP, England.
Phone (44)-0121-744-7488. FAX. (44) 0121-733-2591.

For further helpful hints to using etched brass and for full details of the extensive Airwaves range including tools and templates get a copy of the latest Airwaves catalogue


1 Harness



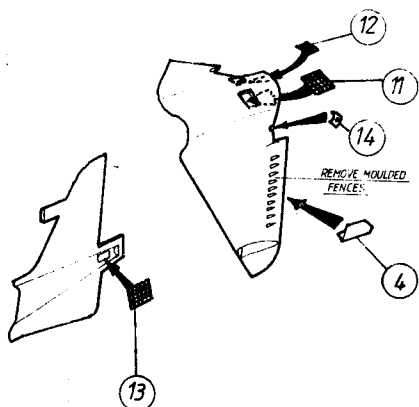
2 Cockpit



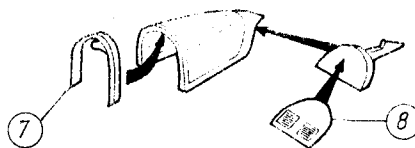
3 Instrument Panel



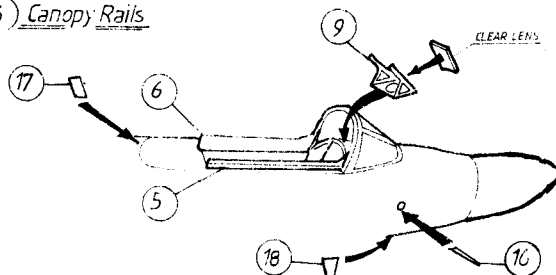
4 Wing Details



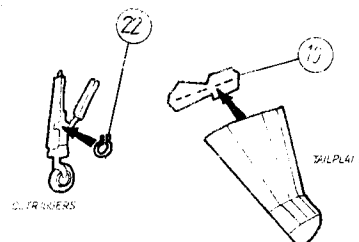
5 Canopy



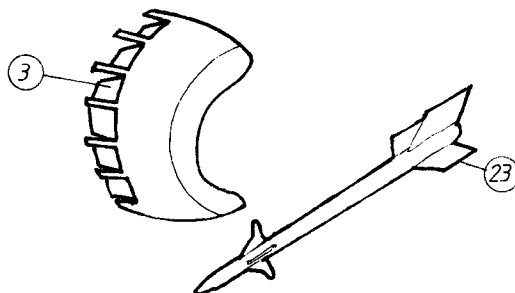
6 Canopy Rails



7 Tie Downs



8 Intake Bleed Doors



9 Component Frame Layout

